

# Make Your Own Weather Mobile!

George learns a lot about the weather by watching clouds. Did you know there are many different kinds of clouds? Here are the four most common kinds:

**Stratus:** clouds that look like big blanket of white in the sky—from a word that means “layers.” They might bring rain!




**Cumulus:** the big, puffy clouds that look like piles of cotton balls—from a word that means “heap.” Usually cumulus clouds mean good weather—picnic weather!




**Cirrus:** clouds that are high and wispy—from a word that means “hair.” They are made of ice crystals and can mean bad weather.



**Nimbus:** clouds that produce rain—from a word that means “rain.” These are usually big and might be gray!

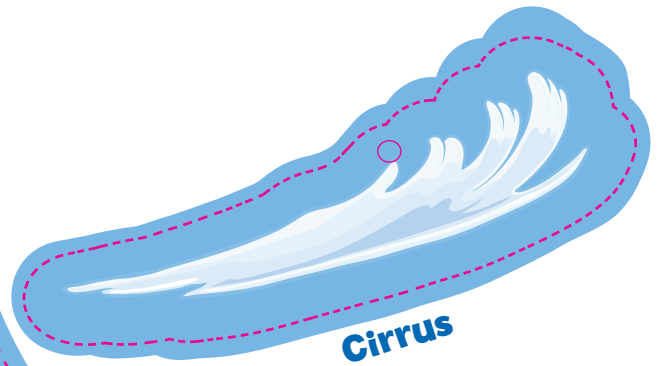




Sun




George



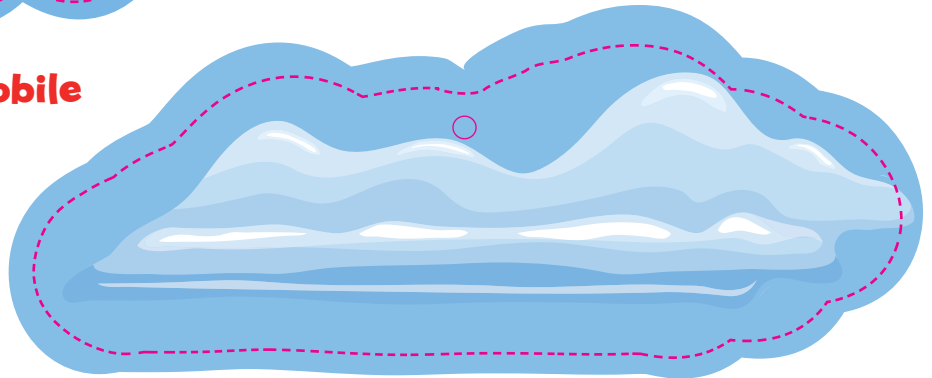
Cirrus



Cumulus



Nimbus



Stratus

**Curious George®**

## RAIN OR SHINE Weather Mobile

### Instructions for making your mobile:

- Carefully punch out the clouds and the holes in each.
- Use different length string (no longer than 8.5 inches) to thread each hole. Tie a knot to keep each string tightly secured to the cloud.
- Tie the other ends of the string to a stick, straw, or clothes hanger. Make sure to include space between each cloud.
- Tie a long string in the middle of the stick to hang your cloud mobile in your favorite cloud-watching spot!

**Parents should closely supervise their children's use of this product.**